



Unviersty of Anbar

Anbar Journal Of Engineering Science©

journal homepage: <http://www.uoanbar.edu.iq/Evaluate/>



# The impact of Salutogenic factors on the process of patient's recovery

## Case study; Erbil city hospitals

Shivan Sarbast Essa, Adeeb Nuri Ahmed Jabbari

Department of architecture, college of engineering, Salahaddin univeisty.Iraq

### PAPER INFO

Paper history

Recived 3/ 8 /2020

Recived and revised from  
10 /9/ 2020

Accepted 21/ 9 /2020

Key words :

Salutogenic factors ,  
patient's recovery ,  
environment could

### ABSTRACT

The quality of the built environment could highly impact our state of wellbeing, by affecting our stress and exposure within the building environment. Scientific studies linked stress to depression, diabetes, obesity, and cardiac disease. Hospitals considered as stressful places due to their inconvenient experiences. The theory of Salutogenic design aims to reduce stress through the implementation of an interdisciplinary design study to enhance the sense of coherence (SOC) for any individual to be able to adapt himself to the overall life challenges. Salutogenic defines several factors which can affect an individual's state of well-being in any space. This research limited on two of these design factors (daylight, colour) within three selected hospital through a critical methodology using a sample questionnaire of 15 questions headed to 90 from all three hospitals. the second part of the methodology using a Light-meter device for calculating the amount of Lux in actual hospital conditions, the third part of research methodology is a simulation program (Ecotect) to have an adequate daylight calculation in the wards of all three hospitals as well as the lighting distribution with (daylight factor) to evaluate the efficiency of wards in Erbil city. The last part of the study is by a field investigation by the researcher for the implementation of Salutogenic Colours. through a critical methodology approach. The research results shows that wards of three hospitals has a poor natural daylight to penetrate the building, and hospitals depends mainly on artificial light which causes uncomfotability and inconsitency in treatment process. Patients preferences are twords new colours such as turquoise, palepink, and blue rather than the traditional colours used in Erbil governmental hospitals. using light meter as assessment tool to compare between the Ecotec Lux measurement and the actual condition of lighting in hospital. The evaluation of three Wards within hospitals shows clearly the un sufficiency of natural lighting which leads to needing of artificial daylight. And might delay the process of recovery. Ecotect calculates the most suitable design condition in any city and finds other suitable orientations for buildings.

©2020 published by the university of Anbar. All rights are preserved

### 1. Introduction

Architecture and infrastructure have a significant impact on human health and wellbeing that might affect negatively or positively.(Environmental2016 )

The place of living and your surrounding environment can highly determine your state of wellbeing.(Dilani, 2010) Medicine sociologist

\* Corresponding author: Shivan Sarbast Essa ; [shivan.esaa@gmail.com](mailto:shivan.esaa@gmail.com) ; +9647824617882

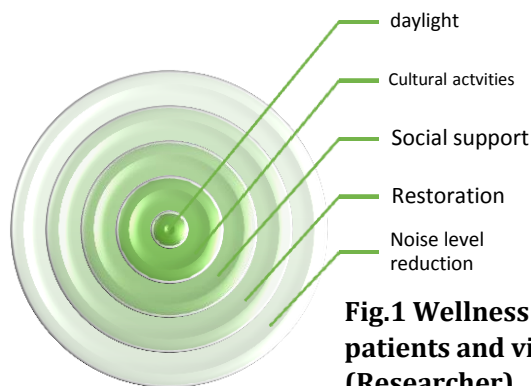
Aaron Antonovsky developed a theory of health. He observed in a concentration camp during 2<sup>nd</sup> world war in Nazi Germany that some people die immediately, but some people maintain good health despite the same environmental exposure and condition. Antonovsky found the theory of Salutogenesis and the sense of coherence, he discovered that we should concentrate on wellness factor rather than a risk factor. (medicine and 1990,) The same theory was developed further and apply to architecture called “Salutogenic Design” in 1997 and applied to build environment by professor Alan Dilani the founder of the International Academy for design and health. Salutogenesis can be defined as primary addressed in the field of health psychology, behavioural medicine, and sociology of health. Dilani believes that sense of coherence can be translated to architecture. The sense of coherence which is the core of Salutogenic has three components and consist of (comprehensibility)

### 1.1 Background

According to Dilani the theoretical gap that exists in the theory is between the theory itself and application of factors mentioned above, there is a lack of interdisciplinary of psychology, sociology, and neuroscience that neglected by the architecture designers. wellness design factors main objectives are to reduce stress. ('Dilani book', 2018) it's essential to integrate these factors into a physical environment to make an

which means the world is understandable. (manageability) can be understood as resources meet the situation and (meaningfulness) which indicate that life makes sense. The theory is mainly about how to deal with stress and how to reduce stress in the built environment. (Maass, Lillefjell and Espnes, 2016) Dilani theory of Salutogenic design explains comprehensibility in architecture means how can we manage in a built-up environment the perception of the building as wayfinding and welcoming without stress, and (manageability) the way of managing the build environment, urban planning and complexity of infrastructure in general, or how to be comfortable and finally (meaningfulness) to enhance our emotion and satisfy our experiences inside the building. the research paper tries to overview the significant of Salutogenic approach, how essential this theory be applied in the Kurdistan region and specifically in hospitals in Erbil city. (Tseklevs and Cooper, 2017)

individual happy and comfortable inside that space. in health care design Salutogenic is looking for psychosocial factors that could highly affect patient and staff these factors have been developed through years by many health care experts. in his latest article Dilani mentioning several factors that could significantly reduce stress for patient and visitors in hospitals and health care environment the factors are: (Mittelmark *et al.*, 2017)



**Fig.1 Wellness factors as growing intent for patients and visitors in health care facilities. (Researcher)**

Dilani explaining in detail the Salutogenic theory. He is mentioning several factors that might affect individuals state of the well-being the main theory of Salutogenic is the Sense of

coherence(Soc)which consist of Comprehensibility, Manageability, and Meaningfulness. Dilani defines each word and translating each term according to architecture

point of the view. the main concern of the theory is how to deal with stress or how to reduce stress. people who can manage stress usually they have stronger health. comprehensibility means how to deal with the built-up environment the perception of the building without stress. manageability which means how can we manage the building the movement of occupants inside that space .and

meaningfulness means how to design a pleasant space and how to make people happy inside that built-up environment the figure below illustrates the translating of Salutogenic theory into architecture design factors.

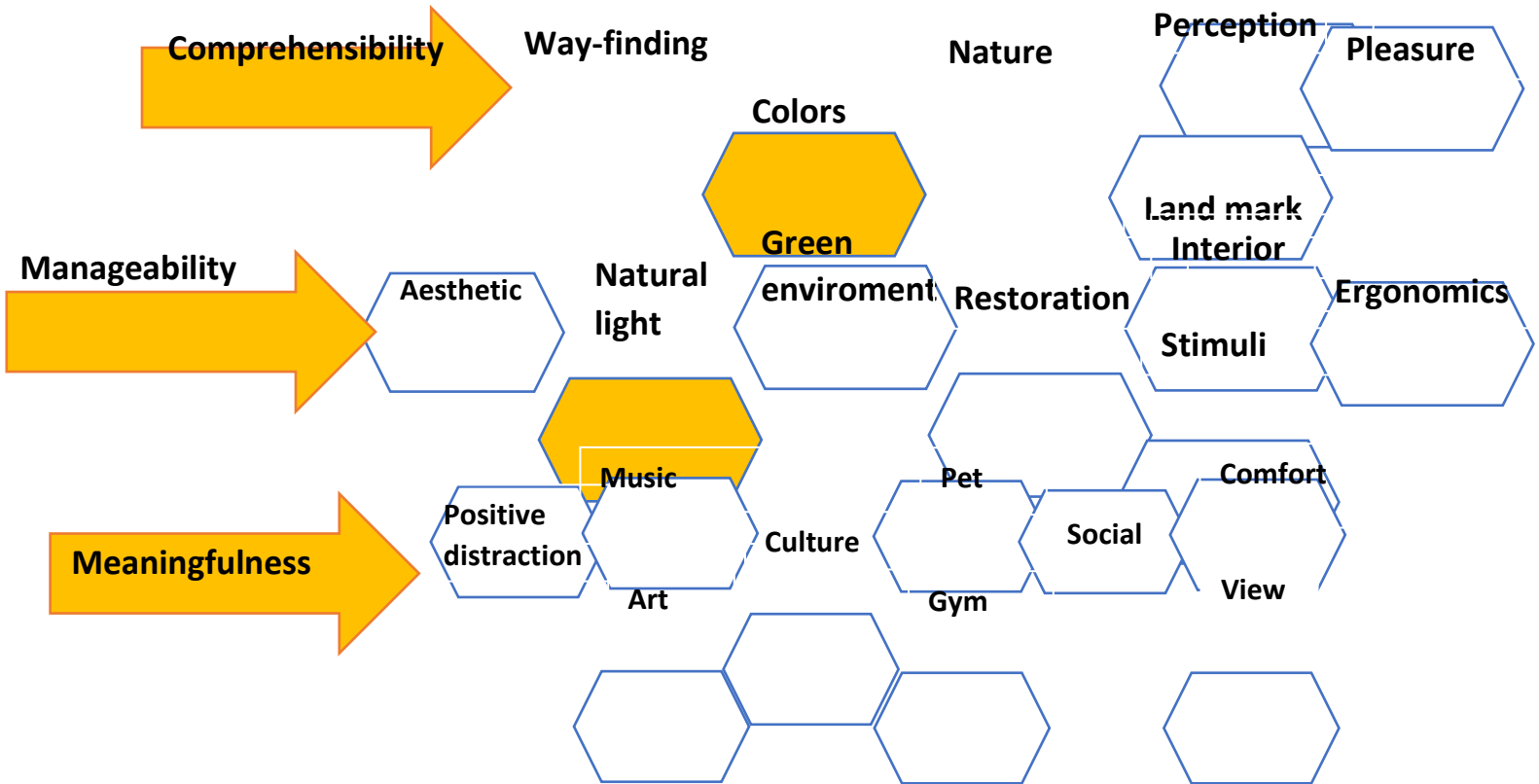


FIG1.2 Translating Salutogenic theory into architectural design factors. (Dilani, 2010)

### 1.2 The objectives of the study

1-To assess natural daylight and colour in the wards for all the three hospitals

2-To reduce stress and enhance the state of well-being of patients.

3-To have an overall idea of the theory of Salutogenic design and its impact on stress reduction

**1.3 Limitations** Two factors only take place in this research (Daylight, Colour). The reason of selecting these two factors is the lack of research study for light and colour specifically for the hospital wards in Erbil city, as its the only place which patinets remain for longer time. The research mainly covers three governmental hospitals in Erbil city. The selected hospitals are **(Rizgary general hospital, Nanakali hospital, West-emergency hospital)**. Wards will be calculated through practical experiment by light meter and then tested as simulation geometry Ecotect software to get most precise intensity of light (Lux) and to evaluate the daylight distribution inside each Ward.

**2.Methodology**

This research paper conducted four tools of measurement as an approach to the research methodology

**A-questionnaire:** a sample size of 90 people were selected in three hospitals in Erbil city, the number of participants in each hospital is 30 people.

**B-light-meter:** the data will be collected through a practical experiment. a special instrument used only to calculate lux called **(Light meter)** inside hospitals selected area from the research. Collected data from each hospital will be compared to standards of lighting intensity from the global hospital.

**C - Ecotect** simulation program which calculates natural-daylight representing a quantitative data analyzing to determine daylight factor to evaluate hospitals in Erbil city for daylight efficiency.

**D -Field investigation** availability and unavailability of Salutogenic Colours in Erbil city hospitals.

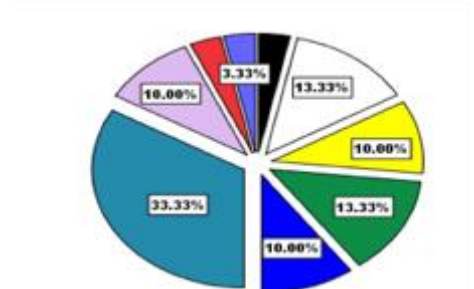
**Result & conclusion** 93% per cent for both hospitals (Rizgary and west-emergency) answered yes to have natural daylight and 90% of Nanakali hospital answered yes for natural daylight.



**Rzgary.H**



**West-emergency.H**



**Nankali.H**

**3.Figures and tables**

**Fig.1.3 colour preferences by patients in all three hospital.**

**Table.1 explains different lighting results of patients for all three hospitals.(researcher)**

Name	No. Patients	Q.1	Q.2	Q.3	Q.4	Q.5	Q.6
Three hospitals included for the survey of medical and none medical staff	30 people have participated in each hospital	Are you satisfied with the overall lighting condition for your hospital?	Does the natural or artificial lighting level (brightness, intensity) make you uncomfortable?	Do you want to have natural light and window in your room?	Do you face any difficulty in finding your way in the hospital? because of unavailability of lighting for places such as (laboratory, wards, pharmacy, etc)?	Does the hospital sign, information board, coloured lines on floor easy to understand and visible to see?	Does the lighting condition appropriate to have some personal activity such as (drinking, eating, reading)
Rizgary hospital	30	yes	<b>%74</b>	<b>%30</b>	<b>%93</b>	<b>%33</b>	<b>%60</b>
		NO	<b>%26</b>	<b>%70</b>	<b>%7</b>	<b>%67</b>	<b>%40</b>
		I don't know					
Nanakali hospital	30	yes	<b>%85</b>	<b>%50</b>	<b>%90</b>	<b>%10</b>	<b>%60</b>
		NO	<b>%15</b>	<b>%40</b>	<b>%10</b>	<b>%90</b>	<b>%40</b>
		I don't know		<b>%10</b>			
West-emergency hospital	30	yes	<b>%77</b>	<b>%27</b>	<b>%93</b>	<b>%33</b>	<b>%60</b>
		NO	<b>%13</b>	<b>%73</b>	<b>%7</b>	<b>%53</b>	<b>%27</b>
		I don't know	<b>%10</b>			<b>%14</b>	<b>%13</b>

Name	No.patients	Q.1 Which of the following colours is your favourite?	Q.2 Are you satisfied with the existing colours of the current hospital?	Q.3 Do colours help you to find your way for places such as (Wards, laboratory, pharmacy, etc)?	Q.4 Do colours affect your mood? Do you think colours make you happy?	Q.5 Please write down any specific colour that you dislike?	Q.6 Which of the following do you prefer to use to find your way?	Q.7 Does your hospital need a colour change?	Q.8 If you believe that the hospital needs a colour change please define the reason?	Q.9 Do you want to have greenery in your room?		
Three hospitals included for the survey of medical and none medical staff	Total 90											
		Rizgary hospital	30	Turquoise %37	V.Satisfied %7	Yes %67	Yes %10	Black %50	Both %50	Yes %87	A %33	Yes %100
				Green %17	Satisfied %60	No %33	No %90	Yellow %17	Colours %23	No %13	B %46	
Pale-pink %13	Unsatisfied %33			I don't know	I don't know	Green %10	Hospital sign %27	I don't know	C %21			
Nanakali hospital	30	Turquoise %33	v.satisfied %30	Yes %43	Yes %67	Black %53	Both %50	Yes %73	A %35	Yes %100		
		Green %13	Satisfied %60	NO %33	No %30	Yellow %16	Hospital sign %43	NO %27	B %48			
		White %13	Unsatisfied %10	I don't know %33	I don't know %3	Red %10	Colours %7	I don't know	C %18			
West-emergency hospita	30	Turquoise %33	v.satisfied %17	Yes %57	Yes %77	Black %43	Both %70	Yes %73	A %40	Yes %97		
		Blue %17	Satisfied %67	NO %37	No %23	Yellow %27	Hospital sign %20	NO %27	B %47	NO %3		
		Pale-pink %10	Unsatisfied %16	I don't know %6	I don't know	Red %23	Colours %10		C %13			

Table1.2 different result of colour result of patients for all three hospitals. (researcher)

**Table.1.3 the amount of Light intensity in Lux measured by light-meter on the first floor in Rizgary hospital for each Ward. (researcher)**

<b>No.</b>	<b>Name of the zone selected</b>	<b>The amount of LUX</b>	<b>Location of the point</b>
1	Wards-3beds	100	First floor-entrance
2	Wards-3beds	150	First-floor-center
3	Wards-3beds	280	First-floor-End
4	Wards-6beds	175	First-floor-entrance
5	Wards-6beds	250	First-floor-center
6	Wards-6beds	500	First-floor-End
7	Wards-4beds	150	First floor-entrance
8	Wards-4beds	197	First-floor-center
9	Wards-4beds	250	First-floor-End
10	Wards-6beds	130	First floor-entrance
11	Wards-6beds	250	First-floor-center
12	Wards-6beds	500	First-floor-End
13	Wards-4beds	150	First floor-entrance
14	Wards-4beds	250	First-floor-center
15	Wards-4beds	300	First-floor-End
16	Wards-4beds	140	First floor-entrance
17	Wards-4beds	220	First-floor-center
18	Wards-4beds	282	First-floor-End
19	Wards-6beds	144	First floor-entrance
20	Wards-6beds	295	First-floor-center
21	Wards-6beds	420	First-floor-End
22	Wards-4beds	200	First floor-entrance
23	Wards-4beds	260	First-floor-center
24	Wards-4beds	300	First-floor-End
25	Wards-6beds	130	First floor-entrance
26	Wards-6beds	210	First-floor-center
27	Wards-6beds	420	First-floor-End
28	Wards-3beds	110	First floor-entrance
29	Wards-3beds	175	First-floor-center
30	Wards-3beds	100	First-floor-End

**Table 1.4 the amount of Lighting intensity measured by light-meter on the ground floor of Nanakali hospital. (researcher) as an indication of lighting condition in the hospital.**

No.point	Name of the zone selected	The amount of LUX	Location of the point
1	Hospital entrance	22	Ground-floor-entrance (1)
2	Hospital entrance	30	Ground-floor-entrance (2)
3	Hospital-entrance	20	Ground-floor-entrance (3)
4	Hospital-lobby	30	Ground-floor-Lobby
5	Waiting-area	20	Ground-floor-waiting area
6	Waiting-area-2	125	Ground-floor-waiting area 2
7	Corridor	25	Ground-floor-corridor
8	Clinic-1	37	Ground-floor-doctors room
9	Clinic-2	35	Ground-floor-doctors room
10	Clinic-3	55	Ground-floor-doctors room
11	Wards-10 beds-emergency	18	Ground-floor-entrance
12	Wards-10 beds-emergency	26	Ground-floor-center
13	Wards-10 beds-emergency	60	Ground-floor-End
14	Wards-10 beds-emergency	28	Ground-floor-entrance
15	Wards-10 beds-emergency	37	Ground-floor-center
16	Wards-10 beds-emergency	100	Ground-floor-End
17	Wards-5 beds-emergency	17	Ground-floor-entrance
18	Wards-5 beds-emergency	38	Ground-floor-center
19	Wards-5 beds-emergency	40	Ground-floor-End
20	Wards-8 beds-thalassemia	38	Ground-floor-entrance
21	Wards-8 beds-thalassemia	33	Ground-floor-center
22	Wards-8 beds-thalassemia	35	Ground-floor-End
23	Wards-8 beds-thalassemia	38	Ground-floor-entrance
24	Wards-8 beds-thalassemia	50	Ground-floor-center
25	Wards-8 beds-thalassemia	24	Ground-floor-End
26	Wards-8 beds-women	30	Ground-floor-entrance
27	Wards-8 beds-women	90	Ground-floor-center
28	Wards-8 beds-women	38	Ground-floor-End

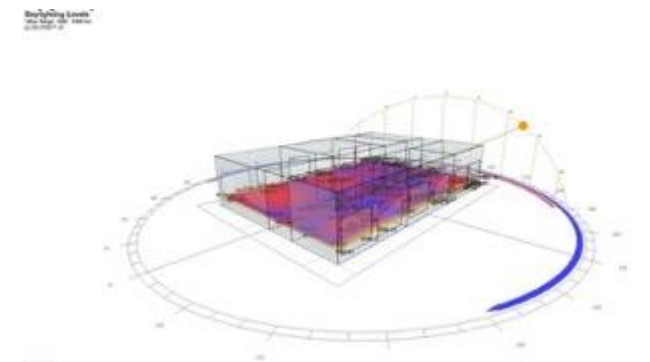
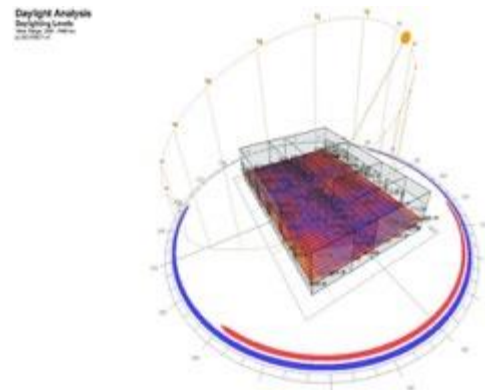
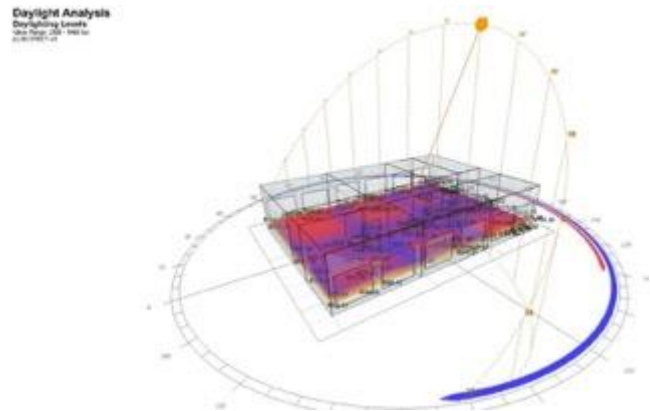
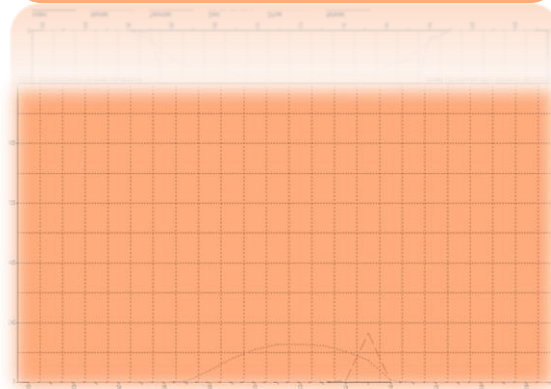
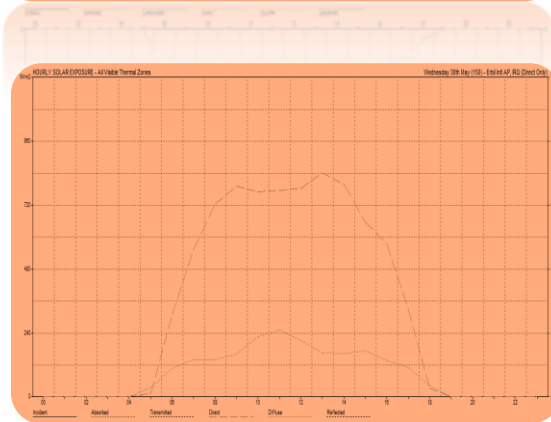
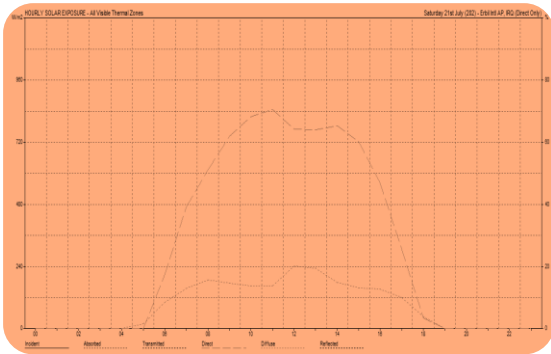
**Table 1.5 the amount of lighting intensity Lux measured by light-meter on the ground floor of the**

No.point	Name of the zone selected	The amount of LUX	Location of the point
1	Entrance	260	Ground-floor-Entrance
2	Casualties man -8 beds	25	Ground-floor-Entrance
3	Casualties man -8 beds	35	Center of the room
4	Casualties man -8 beds	25	The endpoint of the room
5	Casualties women- 8 beds	25	The entrance of the room
6	Casualties women- 8 beds	35	Center of the room
7	Casualties women- 8 beds	17	The endpoint of the room
8	Lobby	10	Ground-floor-lobby
9	Lobby-2	5	Ground-floor-lobby
10	Accountant	5	Ground-floor
11	Registration	15	Ground floor
12	Data-saving	20	Ground-floor
13	Archives	38	Ground-floor
14	Nurse room	110	Ground-floor
15	Lobby-3	15	Ground-floor administration
16	Meeting-hall administration	22	meeting hall-first point
17	Meeting-hall administration	20	Meeting-hall-centre of the hall
18	Meeting-hall administration	15	Meeting-hall-end point of the hall
19	Doctors room	25	Ground-floor
20	Staff-manager room	27	Ground-floor
21	It-room	18	Ground-floor
22	Assistant-manager room	18	Ground-floor
23	Sacriteraiter-room	18	Ground-floor
24	Manager-room	50	Ground-floor
25	Small-operational room	178	Ground-floor

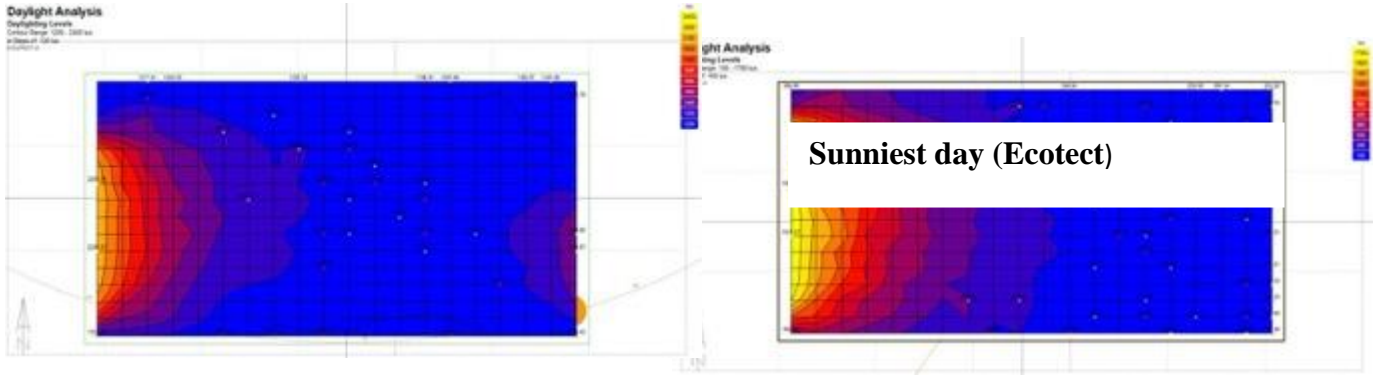
**west-emergency hospital, as an indication of lighting condition in the hospital.(researcher)**

**Ecotect:** Ecotect selected three specific weather conditions in Erbil city for the calculations in a very specific time period

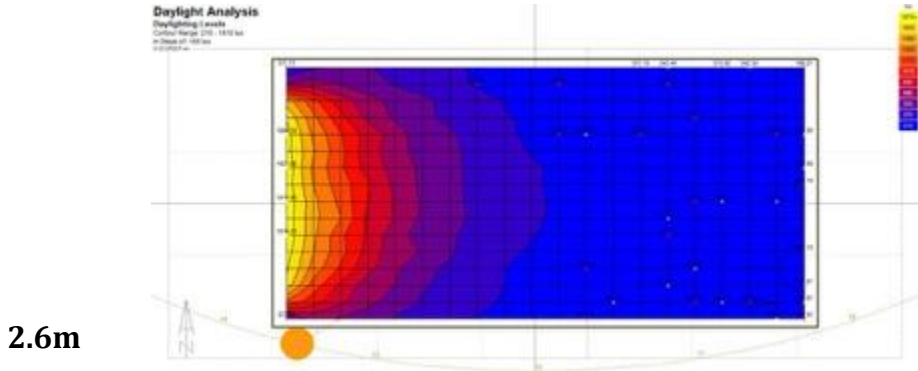
- A-** Erbil **hottest** day in the year (21<sup>st</sup> of July at 10:30 AM)
- B-** Erbil **sunniest** day in the year(30<sup>th</sup> May at 1:30 PM)
- C-** A mostly **overcast** day in the year ( 16<sup>th</sup> December 2:30 PM)



**Fig1.4 Ecotect daylight calculation for hospitals in Erbil city through different times of year (researcher).**





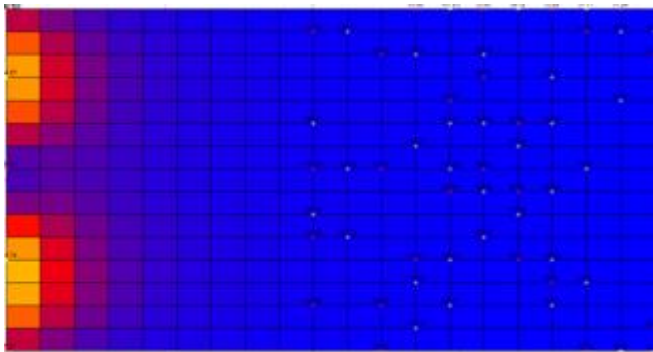
**Hottest day (Ecotect)**



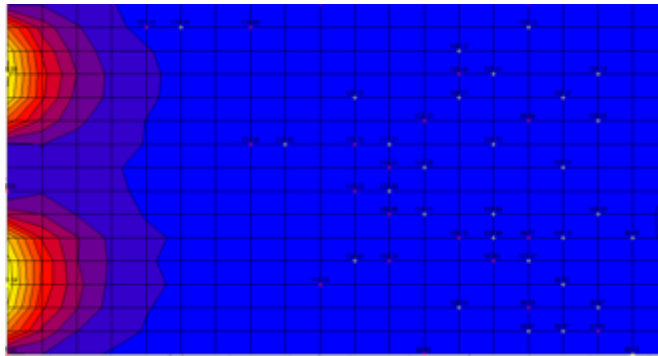
----- 5.2m -----

**Most overcasted day (Ecotect)**

**Fig.3.4.7 the distribution of natural daylight in 3bed type wards of Rizgary hospital. (Author)**



Hottest day  
Sunniest day (Ecotect)



(Ecotect)

6.0m

11.6m

Most overcast (Ecotect)

Fig.3.5.2 illustrates daylight distribution in type-B wards at Nanakali hospital at a different time of the year. (author)

Salutogenic colour	Most favourite Color for patients: questionnaire	The existed colour in selected hospitals
1 Pale pink	1	1
2 Lavender	White	White
3 Turquoise	3	3
4 Blue	4	6
5 Green	5	7

**Fig1.5 The existed Colours applied in hospitals in Erbil city. (researcher)**

#### 4. Conclusion

In light of this study, the results show that there is a lack of natural daylight in the hospital wards. Hospitals mainly depending on artificial light which creates an unpleasant environment for the medical staff becomes very challenging to provide the best medical services for patients. Patients prefer natural daylight with big openings which can help them psychologically to enhance their wellness and this might fasten the process of recovery for the patients and facilitate the management system for both medical and none medical staff. The negative impact of artificial light is energy consumption, financial costs for the governments which might increase the burden on the government. The daylight factor shows the minimum availability of natural daylight and hospitals. The need for artificial light is mandatory in all wards to provide suitable lighting conditions for both patients and staff. The research also

illustrates that wards are often used traditional colours such as white, yellow, and different shades of white. The questionnaire shows clearly that patients want to experience different colours, however, they chose colours that are close to nature such as turquoise, blue, and pale-pink. Most of the participant are not happy with the current colours exist in Erbil city hospital as the colours can not help the patients the differentiate between the zones either in pathfinding process which plays a major role to help patients to find their paths inside the hospital. the existed colour can not accelerate the process of recovery both psychologically nor physically because they cant reduce patients stress inside those wards as the result there will be a delay in the process of recovery.

**Table1.6 the daylight factor evaluation for the hospital in Erbil city. (researcher)**

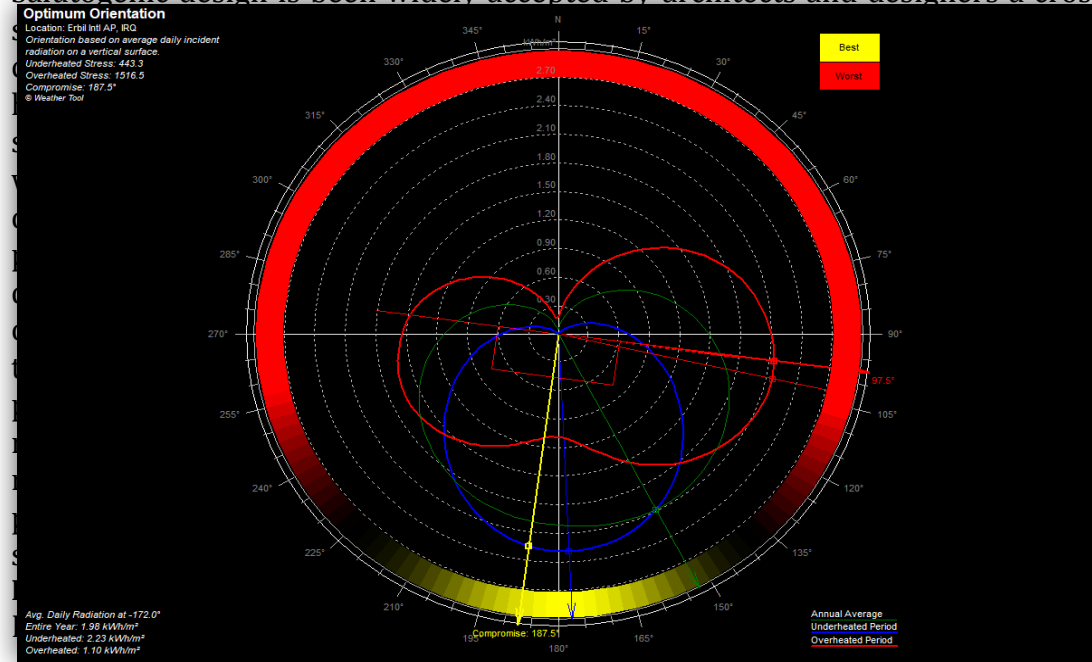
<b>Name of the hospital</b>	<b>Types of the wards</b>	<b>Daylight factor (DF)%100</b>	<b>Assessment according to DF.</b>
Rizgary hospital	3-bed wards	<b>4.6</b>	Good daylight- artificial light needed.
Rizgary hospital	4-bed wards	<b>9.0</b>	Very good daylight- no need for artificial light
Rizgary hospital	6-bed wards	<b>4.4</b>	good daylight- the need for artificial light.
Nanakali hospital	5-bed wards	<b>1.9</b>	poor daylight condition with the need for artificial light.
Nanakali hospital	10-bed wards	<b>1.1</b>	Poor daylight conditions artificial light needed
Nanakali hospital	8-beds hospital	<b>2.4</b>	Fair lighting condition artificial light needed
West-emergency	8-beds	<b>0.3</b>	Very poor lighting conditions artificial lighting needed
West-emergency	4-beds RCU female	<b>2.5</b>	good lighting condition need for artificial light
West-emergency	4-beds RCU female second floor	<b>2.8</b>	good lighting condition need for artificial light

Ecotect managed to find the most suitable orientation for buildings in Erbil city according to Erbil weather condition, to avoid sun exposure and heat during hot-summer and to obtain most needed solar radiation in summer. The best orientation is a south-west compromise at 187.5° exclusively for Erbil city.

**Fig.6 stereographic projection of the most suitable orientation for building according to Erbil city. (Researcher)**

**Recommendation**

Salutogenic design is been widely accepted by architects and designers a cross the global,



Salutogenic design is to be more design factors, evaluation of these studying affect staff directly to optimized and natural light , and direct the light which the process of the process of less time is

pathfinding , social interaction ,stimuli can be taken into consideration, other function could be conducted such as schools ,house , or to bigger scale such as urban areas , the researcher can expand his field of study by finding the effect of Salutogenic design on student in hospital or on academic in universities.

---

## References

Dilani, A. (2010) 'Salutogenic = Ethical Obligation- for a Healthy Society'.

'Dilani book' (no date). Kungliga biblioteket/National Library of Sweden: Published by Amazon.com®.

Environmental, Z. *et al.* (no date) 'Infrastructure Sustainability and Design - Google Books'. Available at:

[https://books.google.co.za/books?id=wEuLPHYelvsC&pg=PT416&lpg=PT416&dq=infrastructure+project+boundaries&source=bl&ots=P6P1NxpE-c&sig=ACfU3U3IN1C62eYAzFVbGcmVx\\_He2Q83JQ&hl=en&sa=X&ved=2ahUKEwjh9IS4yt7gAhWIVBUIHcfSBQgQ6AEwE3oECAMQAQ#v=onepage&q=infrastructure](https://books.google.co.za/books?id=wEuLPHYelvsC&pg=PT416&lpg=PT416&dq=infrastructure+project+boundaries&source=bl&ots=P6P1NxpE-c&sig=ACfU3U3IN1C62eYAzFVbGcmVx_He2Q83JQ&hl=en&sa=X&ved=2ahUKEwjh9IS4yt7gAhWIVBUIHcfSBQgQ6AEwE3oECAMQAQ#v=onepage&q=infrastructure).

Maass, R., Lillefjell, M. and Espnes, G. A. (2016) *The application of salutogenesis in cities and towns, The Handbook of Salutogenesis*. doi: 10.1007/978-3-319-04600-6\_18.

medicine, A. A.-S. and 1990, undefined (no date) 'A somewhat personal odyssey in studying the stress process', *Wiley Online Library*.

Mittelmark, M. *et al.* (2017) *The handbook of salutogenesis*.

Tseklevs, E. and Cooper, R. (2017) 'Design for Health', *Design for Health*, (May 2017), pp. 1-414. doi: 10.4324/9781315576619.

## Appendix

### General descriptions of hospitals case study

**Rizgary hospital:** typical Iraqi hospital built in the mid of eighties, also called 400bed hospital there are more than 10 hospitals similar to Rizgary hospital in all over Iraq.rizgary hospital built-in 1980 in Erbil city by Japanese company the construction of the entire hospital took 3 years finished in 1983. the hospital was ready to serve patients in 1984. the Japanese technical team remain managing hospital till 1987 due to political conflict in Iraq they left and hande it to Iraqis to manage the hospital. the hospital is 400-bed hospital including 8<sup>th</sup> floor including 2 water-tank, elevator motors and air handling unit from the top of the building. the hospital is considered to be a very busy hospital . its located between the intersection of 40-meter road street and 100-meter street in Erbil city.



Nanakali hospital: