



University of Anbar

Anbar Journal of Engineering Science

journal homepage: <https://ajes.uoanbar.edu.iq/>



Improvement of Convective Heat Transfer through Ultrasound Application: A Review

Ayam M. Flaih^a, Hussein F. Abdali^b, Emad Kamil Hussein^{c*}, Thiago Santos^d

^a Department of Mechanical Power Engineering, Al-Mussaib Technical College, Al-Furat Al-Awsat Technical University, Iraq.
Email: ayam.mohammadali.tcm56@student.atu.edu.iq <https://orcid.org/0009-0004-1563-2411>

^b Mechanical Power Engineering Department, Mussaib Technical College, Al Furat AlAwsat Technical University, 51006, Babil, Iraq
Email: hussain.fadhil.tcm58@student.atu.edu.iq <https://orcid.org/0009-0001-2387-8786>

^c Mechanical Power Engineering Department, Mussaib Technical College, Al Furat Al Awsat Technical University, 51006,Babil ,Iraq
Email: emad_kamil72@atu.edu.iq <https://orcid.org/0000-0003-3831-1659>

Technology center, Federal University of Rio Grande do Norte, Av. Prof. Sen. Salgado Filho, 3000, Natal, Rio Grande do Norte, 59072-970, Brazil

Email: thiago.santos.099@ufrn.edu.br , <https://orcid.org/0000-0002-0791-2059>

PAPER INFO

Paper history:

Received: 21/11/2024

Revised: 14/01/2025

Accepted: 21/02/2025

Keywords:

forced convection,
free convection,
heat transfer,
thermal performance
ultrasound



Copyright: ©2023 by the authors. Submitted for possible open access publication under the terms and conditions of the Creative Commons Attribution (CC BY-4.0) license.

<https://creativecommons.org/licenses/by/4.0/>

ABSTRACT

Enhancing heat transfer, particularly through convection, is crucial in various industrial applications, driving ongoing interest in methods to improve heat transfer rates and the efficiency of heat transfer equipment. Ultrasound has emerged as an effective and reliable method for boosting convective heat transfer, primarily due to the unique phenomena it creates within irradiated fluids, such as sound cavitation and streaming. In heat exchanges, where forced heat convection is typically the primary technique, ultrasound has shown notable effectiveness by improving convective heat transfer and reducing fouling. This paper summarizes recent research on the application of ultrasound in both forced and free convection heat transfer systems, emphasizing studies published in the past decade. Previous research has demonstrated that the influence of ultrasound on heat transfer varies significantly between laminar and turbulent flows, necessitating thoughtful consideration in system design. While progress has been made, gaps remain in understanding the influence of flow rates across systems and the thermal enhancement provided by ultrasound in gaseous systems. Furthermore, most research is conducted in experimental settings, highlighting the need for increased studies to support industrial applications.

1. Introduction

In recent years, improving heat transfer has gained considerable attention in industrial settings because improving the efficiency of different systems is important. One of the three primary means of heat

transfer, which increases convective heat transfer, has numerous practical applications, making it crucial [1]. Convective heat transfer occurs whenever heat transfers from a moving fluid to a solid surface or from one moving fluid to another.

* Corresponding author: Emad Kamil Hussein; emad_kamil72@atu.edu.iq ; +9647813799865

The heat transfer process in natural or free convection occurs when a warmer fluid, buoyant in its own right, pushes ahead of a cooler fluid. Fundamentally, fluid motion in free convection is caused by forces generated internally due to gradients in temperature or concentration [2]. Scientific convection can be used in power plants, turbines, heat exchangers, and reactors [3]. To counter this, forced convection uses external fluid movement, usually via a fan or pump, to enhance heat transfer efficiency from the fluid to the solid surface [4]. This idea is common in engineering designs for heat exchanger configurations, pipe flows, and fluid flows across surfaces at different temperatures.

Active, passive, and hybrid approaches are the three main categories of convective heat-transfer augmentation techniques. Hybrid methods combine active and passive approaches to achieve augmented effects [5]. Active and passive techniques are distinguished by whether they require external input, such as energy, power, or field, during the enhancement process [6]. Passive techniques, which do not require external energy, work by changing the fluid flow near the surface. This can be achieved by altering the surface, for example, by adding bumps, grooves, or special coatings. Standard methods include the use of extended surfaces [7], roughening the surface [8], adding ribs [9], creating grooves of different shapes [10], such as spiral grooves in tubes [11], using vortex rods [12], applying micron-scale coatings [13], twisting the shape of tubes [14,15], and inducing hydrodynamic cavitation.[16]

Another way to passively improve heat transfer is to add nanoparticles to the fluid. These microscopic particles can improve fluid convection and heat conduction.[21–17]

Despite the ease and low cost of the passive procedures, active approaches provide greater control and efficiency. One method to remove the thermal boundary layer is to direct a jet of fluid towards the surface, which is called jet impingement [22]. Alternatively, mechanical power [26], acoustic fields [25], electric fields [24], and magnetic fields [23] can be used .

Research on using acoustic fields to enhance convective heat transfer dates back to the early 1940s [27]. An essential technique in this industry is ultrasonic heat transfer enhancement, which is

widely used in various industrial processes and is known for its remarkable efficiency [28]. Over the past decade, extensive studies have been conducted on the effects of different ultrasonic characteristics and other essential parameters on the enhancement of convective heat transfer. The flow rate, medium of propagation, power, and frequency were among the traits that were investigated. Research has examined the effects of these variables, both alone and in combination, to optimize the heat transfer processes. This study aims to provide an up-to-date summary of the factors and processes that increase ultrasound-assisted convective heat transfer. Additionally, it offers a synopsis of recent studies on heat exchangers and the potential of ultrasound to enhance their thermal performance, focusing on articles published in the last ten years.

2. Types of ultrasound:

Based on its frequency and power, ultrasound is typically classified into three types: Three different kinds of ultrasound are defined by their power and frequency: high-power, low-frequency (20-100 kHz), medium-power, intermediate-frequency (100 kHz-1 MHz), and low-power, high-frequency (1-10 MHz) [29].

Among the many phenomena induced by ultrasonic waves propagating through a liquid are cavitation and acoustic streaming. Cavitation shines to improve heat transport. Cavitation, in which tiny bubbles form when the pressure in the liquid drops too low, can be more effectively caused by high-power ultrasound [30]. Hotspots and extreme pressure result from the abrupt collapse of these bubbles after they have grown, merged, and exploded. This process may have thermal, chemical, and physical consequences [31].

When ultrasonic sounds travel through a liquid, small, aggressively expanding, contracting bubbles are produced. Cavitation is a process that creates intense forces, such as microjets and shock waves, that agitate the liquid at a microscopic level.

Another side effect of ultrasonography is acoustic streaming, which is the slow movement of liquids due to sound waves. This flow can be pretty slow, typically moving at speeds between 0.01 and 1 meter per second, but it can still create turbulence

throughout the liquid [32]. There are two main types of acoustic-streaming methods.

1. Bulk-driven or Eckart streaming: This occurs a few centimeters away from the ultrasound source and is caused by energy loss as the sound wave travels.

2. Boundary-driven or Rayleigh streaming: This occurs near solid surfaces owing to the friction between the liquid and surface [33].

Although ultrasound can cause heating in the liquid, it is generally considered a non-thermal energy source. This implies that the heating effect is usually minimal and can be ignored in many applications [31]. However, this small amount of

heating can help measure the energy of the ultrasound waves..

3. Effect of Ultrasound on Heat Transfer Convection

Table 1 lists the studies from 2015 to 2022 that explored using ultrasound to improve heat transfer. Most of these early studies focused on boiling and natural convection. However, there has been growing interest in using ultrasound to enhance convective heat transfer and phase change processes in recent years.

Ultrasound is a promising technique because it can significantly improve the heat and mass transfer. This is because of its unique effects on the medium it travels.

Table 1. Recent studies on the improvement capability of ultrasound in convective heat transfer.

Authors & Year	Ultrasound Frequency (kHz)	Ultrasound Power (W)	Working Fluid	Enhancement Method	Experimental Conditions	Key Findings
Smith et al. (2022)[34]	20	50	Water	Direct application	Laminar flow, 25°C	Increased heat transfer rate by 15%.
Zhang et al. (2022)[35]	28	75	Ethanol	Pulsed ultrasound	Turbulent flow, 35°C	Achieved a 22% increase in heat transfer.
Lee and Huang (2021)[36]	25	60	Oil	Indirect exposure	Channel flow, 40°C	Improved heat transfer in oil by 18%.
Azimy et al. (2021)[37]	40	35 and 50	Nanofluids with different concentrations flowing	Direct application	Re =387–1753	Enhanced heat transfer by 200%.
Kumar et al. (2021)[38]	30	100	Nanofluid (Al2O3)	Ultrasound-assisted flow	Laminar, 25°C	Enhanced heat transfer by 25%.

Phetchoo et al. (2021)[39]	40,80,120	-----	water	downward direction	(Laminar flow) (Re =65181–148390)	15% and 31% For 40 and 120 kHz . neglect 80 kHz
Ali et al. (2021)[40]	35	70	Water-Ethylene glycol	Ultrasound-induced mixing	30°C	Increased mixing efficiency and heat transfer.
Poncet et al. (2021)[41]	2 and 25	105	water	Direct ultrasound	(Re =1018)	366%
Zhao et al. (2020)[42]	40	85	Glycerol-water mix	Pulsed ultrasound	20°C	Achieved uniform temperature distribution.
Wang et al. 2020[43]	28	100	dielectric fluid (FC-72)	Direct ultrasound	Water in a cavity with elliptical shape and water in an ordinary cavity with rectangular shape	higher heat transfer coefficient for elliptical shape cavity compared to rectangular one
Petrov and Ivanov(2020)[44]	28	65	Water	Direct ultrasound	Turbulent flow, 15°C	30% improvement in convective heat transfer.
Fernandes et al. (2020)[45]	22	80	Nanofluid (CuO)	Ultrasound-enhanced flow	High Reynolds number	Significant heat transfer boost in nanofluids.
Kim and Lee (2019)[46]	32	100	Oil	Indirect ultrasound plate exposure	Channel flow, 35°C	Improved convective efficiency by 20%.
Ahmed and El-Said(2019)[47]	25	90	Glycerol	Continuous ultrasound	Laminar, constant temperature	Enhanced transfer rate by 18%.

Wong et al. (2019)[48]	28	75	Water-glycol mixture	Ultrasound-pulsed frequency	Low-frequency pulsed mode	Increased efficiency in mixed fluids by 20%.
Park and Choi (2018)[49]	35	80	Water	Flow with ultrasound	Constant flow rate	Achieved higher thermal uniformity by 15%.
Wang et al. (2018)[50]	28	65	Nanofluid (TiO ₂)	Ultrasound-enhanced laminar flow	Variable temperature range	Enhanced convective coefficient by 18%.
Roberts et al. (2018)[51]	40	120	Oil	Direct ultrasound application	Laminar flow, 20°C	Notable improvement in heat transfer rate.
Silva and Pereira (2018)[52]	25	85	Water	Pulsed ultrasound	15°C, variable flow rate	Enhanced thermal performance
Ng and Tan (2017)[53]	30	100	Nanofluid (SiO ₂)	Ultrasound and nanofluid synergy	Turbulent conditions, 25°C	Improved heat transfer by 30% with nanofluids.
Ma et al. (2017)[54]	32	50	Ethanol	Pulsed ultrasound frequency	20°C, laminar flow	Achieved 22% improvement in transfer rate.
Lee et al. (2017)[55]	40	80	Water	Ultrasound in turbulent flow	18°C, high Reynolds number	Improved heat transfer in turbulent flow.
Patel and Kumar (2017)[56]	28	60	Glycerol	Ultrasound-assisted flow	25°C	Achieved 17% increase in convective efficiency.
Rao et al. (2016)[57]	28	100	Nanofluid (ZnO)	Direct application	Variable frequency	Enhanced heat transfer by 25%.

Liu and Chen (2016)[58]	30	90	Oil	Indirect ultrasound exposure	Steady flow, 30°C	15% enhancement in heat transfer efficiency.
Costa and Ribeiro (2016)[59]	22	65	Water-glycol mixture	Ultrasound-assisted heat exchanger	Constant temperature	Notable improvement in thermal performance.
Fernandez et al . (2016)[60]	35	85	Water	Direct ultrasound application	Pulsed flow	Improved convective heat transfer rate.
Xu et al. (2015)[61]	40	100	Nanofluid (Fe3O4)	Pulsed ultrasound	15°C, high flow rate	Enhanced heat transfer rate in nanofluid flow.
Garcia et al. (2015)[62]	25	75	Water	Ultrasound-assisted flow channel	Variable Reynolds number	Improved convective efficiency in flow channel.
Wang et al. (2015)[63]	30	95	Ethanol-water mixture	Ultrasound-enhanced mixing	High mixing flow conditions	Enhanced heat transfer uniformity.
Sharma and Ghosh(2015)[64]	28	50	Oil	Direct application with cavitation	Variable temperature	Increased heat transfer in oil by 15%.
Liu et al. (2015)[65]	28	80	Glycerol	Ultrasound-pulsed application	Pulsed cavitation	Enhanced transfer rate in viscous fluids.
Brown et al. (2015)[66]	35	60	Nanofluid (Ag)	Ultrasound with nanoparticles	Steady laminar flow	20% improvement in convective heat transfer.
Kumar and Verma(2015)[67]	32	70	Water-ethylene glycol	Ultrasound-enhanced circulation	Turbulent flow, 18°C	Achieved notable enhancement in transfer rate.

4. Factors Enhancing Convective Heat Transfer with Ultrasound

Ultrasound travels through a fluid medium through a series of alternating compression and rarefaction cycles. When gas bubbles undergo maximum compression, a shock wave (Fig. 1) is generated within the liquid. During this phase, the rapid rise in pressure inside the bubbles causes them to collapse and burst suddenly, releasing energy at high velocity [69].

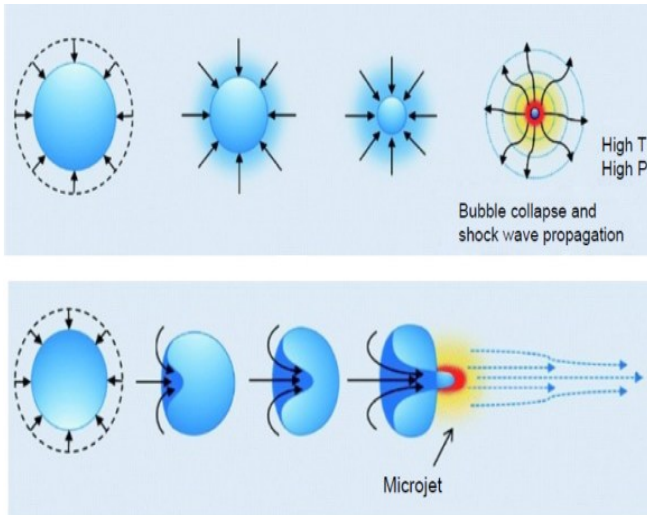


Figure 1. Schematic of shock wave and Microjet.

4.1. Ultrasound frequency

In this part of the research, the researcher mentions the financial funding from any party he obtained, from his university or other institution. He writes that if he does not have financial support, Numerous studies have demonstrated enhanced natural and forced convective heat transfer with ultrasound, particularly low-frequency ultrasound (20–40 kHz), owing to its strong cavitation effects. Since 2015, many researchers have investigated varying ultrasound frequencies and their influence on heat transfer, finding that low-frequency ultrasound generates larger cavitation bubbles with more substantial physical effects owing to more extended compression and rarefaction cycles. The cavitation effects diminished as the ultrasound frequency increased, reducing turbulence and favoring acoustic streaming.

A frequency frequently used for heat transfer studies is 28 kHz, often achieving enhancement ratios between 1 and 4. Comparative studies show that low-frequency ultrasound (e.g., 20 kHz)

usually provides superior heat transfer enhancement relative to high frequencies (e.g., 1.7 MHz) but with slightly lower heat absorption per unit power efficiency. Studies investigating the influence of frequency have confirmed that lower frequencies generally produce higher enhancement, especially for forced convection.

In general, low-frequency ultrasound enhances heat transfer more effectively owing to its cavitation-induced turbulence, whereas combining low and high frequencies can maximize heat transfer by merging the effects of cavitation and acoustic streaming. As shown in Fig.(2).

4.2. Ultrasound power

Ultrasound power, expressed as the amplitude percentage or intensity, is key in enhancing heat transfer by disrupting the boundary layers. A higher ultrasound power can amplify cavitation, where imploding bubbles create vigorous mixing, thereby increasing the heat transfer rates. Research demonstrated that as the ultrasound intensity increased, the cooling rates of the mixture improved, although higher intensities.

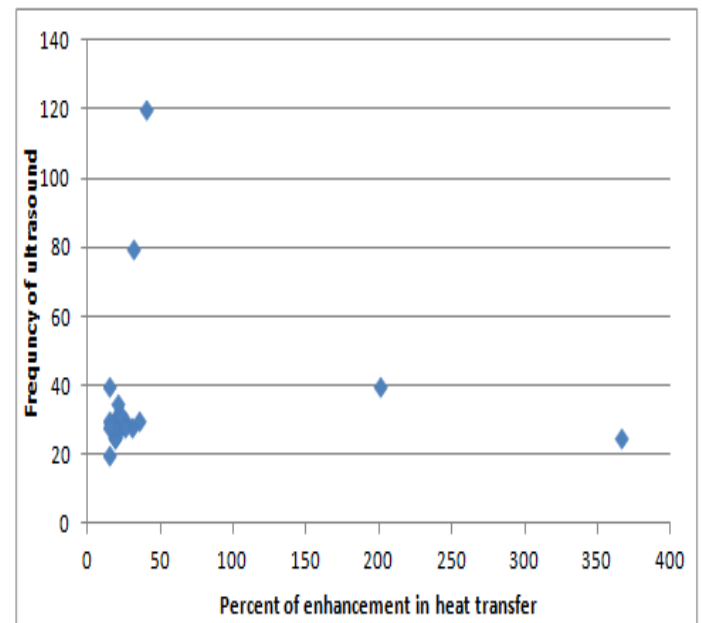


Figure 2. Influence of frequency on convective heat transfer enhancement ratio based on published paper after 2015.

Eventually caused heating at the surface, diminishing the effect and showing that heat transfer enhancement is proportional to the sound

intensity distribution in a free convection tank. Some studies have confirmed a linear relationship between ultrasound power and heat transfer in forced convection studies with air flowing over solid surfaces.

4.3. Propagation medium

Water is commonly used as a working fluid in ultrasound-enhanced heat transfer studies because of its affordability and accessibility; however, other fluids have also shown varying effects. With a higher vapor pressure, Acetone generated more cavitation bubbles than water or ethanol, enhancing more excellent heat transfer. Research has also explored nanofluid media for heat transfer enhancement; with a 128% increase achieved using Al₂O₃.

Active techniques have been developed over the past few decades to enhance heat transfer and improve the overall efficiency of thermal systems. Among these, ultrasound irradiation has emerged as a particularly effective method for boosting heat transfer, particularly in convective heat transfer processes. Depending on the frequency of the ultrasonic waves utilized, acoustic cavitation and streaming are two of the many phenomena that ultrasound irradiation can induce in a medium. The heat transfer rate is enhanced due to these events, which increases fluid turbulence.

When microscopic bubbles in a fluid are formed and imploded by ultrasonic vibrations, this process is known as acoustic cavitation. This technique improves the heat-transfer rate by producing intense localized energy, which increases the mixing and breaks the thermal barrier layers. However, in acoustic streaming, particles oscillate in reaction to ultrasonic waves, resulting in a constant fluid flow. In addition to boosting the heat transfer, this action can enhance the fluid flow and disturb the boundary layers.

In their study, Rahimi et al. [68] utilized five 1.7 MHz ultrasonic transducers. Three transducers were installed at the base of a cylindrical case. At the same time, two were placed on the side walls at equal distances from the bottom, with their

propagation directed opposite to each other (Fig. 3.). The side-wall transducers, which transmitted ultrasonic waves along the direction of the wire's centerline, demonstrated more excellent heat transfer enhancement compared to the bottom transducers, which emitted waves perpendicular to the wire.

Interestingly, when two opposing side-wall transducers were activated simultaneously and centered on the platinum wire, their cooling performance was lower than when only one transducer was used. This was likely due to a neutralization effect caused by the opposing waves. Among the three bottom transducers, the one that directly emitted waves aligned with the platinum wire showed significantly better performance than the other two, which were not aligned with the wire. Furthermore, by examining the impact of the distance between the platinum wire and the transducer surface, they observed that heat transfer enhancement was maximized at distances closer to the interface, consistent with findings from previous studies.

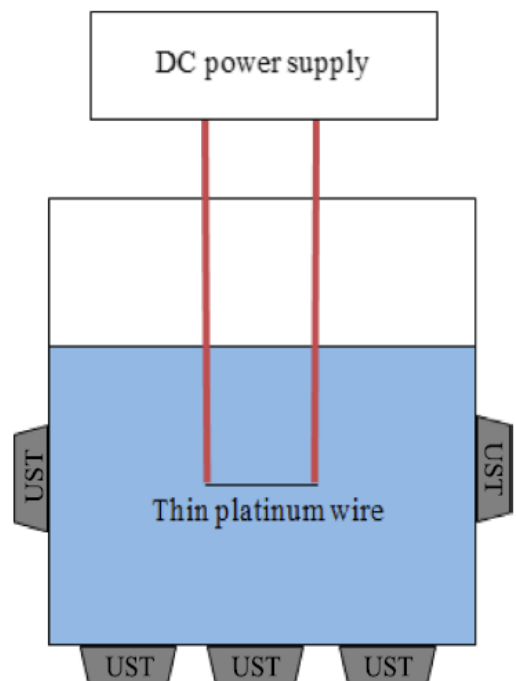


Figure 3. Diagram of an experimental rig of Ultrasound transducer.

Although significant progress has been made in using ultrasound to enhance heat transfer, several research gaps remain. The impact of flow rate on forced convective heat transfer, particularly in different flow regimes (laminar vs. turbulent) and regions (entrance vs. fully developed), requires further investigation. Advanced techniques like particle image velocimetry (PIV) and laser-induced fluorescence (LIF) could help analyze ultrasound-induced thermal boundary layer disturbances. Most studies focus on liquids, with limited research on gaseous systems despite their industrial relevance. Additionally, existing studies are predominantly at the laboratory scale, highlighting the need for pilot-scale research to advance ultrasound-assisted systems toward industrial applications.

5. Conclusion

A number of additional variables affect the improvement of heat transfer in addition to the ultrasound frequency. A higher ultrasound power level improves heat transfer by amplifying cavitation and acoustic streaming effects; hence, ultrasound power is crucial. The geometry of the heat transfer system also plays a role because certain designs promote better ultrasound propagation and fluid mixing. The choice of propagation medium, whether liquid or gas, affects the efficiency of ultrasound-induced heat transfer, with fluids such as water, oil, and nanofluids impacting the enhancement. The flow rate in forced convection is another important factor that influences the interaction between ultrasound and fluid flow. The effect of ultrasound on heat transfer can vary significantly between laminar and turbulent flows, which requires careful consideration in the system design. Despite progress, gaps remain in understanding flow rate effects, particularly between flow regimes and in the thermal enhancement of ultrasound in gaseous systems. Additionally, most studies are laboratory based, highlighting the need for scale-up research for industrial applications.

Funding

None.

Acknowledgements

None.

Conflicts of Interest

There is no conflicts of interesting.

References

- [1] Y.L. He, W.Q. Tao, Chapter three– Convective heat transfer enhancement: mechanisms, techniques, and performance evaluation, Editors: E.M. Sparrow, Y.I. Cho, J.P.Abraham. J.M. Gorman, *Adv. Heat Transf.* (2014) 87–186.
- [2] C. Balaji, B. Srinivasan, S. Gedupudi, in: *Heat Transfer Engineering*, Elsevier, 2021, pp. 173–198, <https://doi.org/10.1016/B978-0-12-818503-2.00006-X>.
- [3] D.G. Barhaghi, L. Davidson, R. Karlsson, Large eddy simulation of natural convection boundary layer on a vertical cylinder, *Eng. Turbul. Modell. Exper.* 6 (2005) 287–296.
- [4] I. Sokolova, Temperature Regulation, Reference module in earth systems and environmental sciences, *Encyclopedia Ecol.* (Second Ed.). 3 (2019) 633–639.
- [5] A. Alamgholilou, E. Esmaeilzadeh, Experimental investigation on hydrodynamics and heat transfer of fluid flow into channel for cooling rectangular ribs by passive and EHD active enhancement methods, *Exp. Therm. Fluid Sci.* 38 (2012) 61–73.
- [6] M.H. Mousa, N. Miljkovic, K. Nawaz, Review of heat transfer enhancement techniques for single phase flows, *Renew. Sust. Energ. Rev.* 137 (2021) 110566.
- [7] Y. Lee, P. Lee, S. Chou, Enhanced thermal transport in microchannel using oblique fins, *J. Heat Transf.* 134 (10) (2012) 101901.
- [8] Y. Liu, L. Liu, W. Zhou, J. Wei, A study of convective heat transfer by using the hybrid MD-FVM method, *J. Mol. Liq.* 340 (2021) 117178.
- [9] N. Zheng, W. Liu, Z. Liu, P. Liu, F. Shan, A numerical study on heat transfer enhancement and the flow structure in a heat

- exchanger tube with discrete double inclined ribs, *Appl. Therm. Eng.* 90 (2015) 232–241.
- [10] N. Zheng, P. Liu, F. Shan, Z. Liu, W. Liu, Turbulent flow and heat transfer enhancement in a heat exchanger tube fitted with novel discrete inclined grooves, *Int. J. Therm. Sci.* 111 (2017) 289–300.
- [11] A. Afzal, A.D. Mohammed Samee, R.K. Abdul Razak, S.A. Khan, H. Khan, Optimum spacing between grooved tubes: An experimental study, *J. Mech. Sci. Technol.* 34 (1) (2020) 469–475.
- [12] N. Zheng, P. Liu, F. Shan, J. Liu, Z. Liu, W. Liu, Numerical studies on thermohydraulic characteristics of laminar flow in a heat exchanger tube fitted with vortex rods, *Int. J. Therm. Sci.* 100 (2016) 448–456.
- [13] G.-D. He, X.-M. Fang, T. Xu, Z.-G. Zhang, X.-N. Gao, Forced convective heat transfer and flow characteristics of ionic liquid as a new heat transfer fluid inside smooth and microfin tubes, *Int. J. Heat. Mass. Trans.* 91 (2015) 170–177.
- [14] X.-H. Tan, D.-S. Zhu, G.-Y. Zhou, L.-D. Zeng, Heat transfer and pressure drop performance of twisted oval tube heat exchanger, *Appl. Therm. Eng.* 50 (1) (2013) 374–383.
- [15] X. Li, L. Wang, R. Feng, Z. Wang, S. Liu, D. Zhu, Study on shell side heat transport enhancement of double tube heat exchangers by twisted oval tubes, *Int. J. Commun. Heat Mass Trans.* 124 (2021) 105273.
- [16] J. Yuan, L. Wang, Z. Wang, Y. Tan, Experimental investigation of heat Transfer in microchannel with inlet cavitations structure, *J. Therm. Sci.* 30 (1) (2021) 294–301.
- [17] B.A. Bhanvase, S.D. Sayankar, A. Kapre, P.J. Fule, S.H. Sonawane, Experimental investigation on intensified convective heat transfer coefficient of water based PANI nanofluid in vertical helical coiled heat exchanger, *Appl. Therm. Eng.* 128 (2018) 134–140.
- [18] R.V. Pinto, F.A.S. Fiorelli, Review of the mechanisms responsible for heat transfer enhancement using nanofluids, *Appl. Therm. Eng.* 108 (2016) 720–739.
- [19] N.S. Pandya, H. Shah, M. Molana, A.K. Tiwari, Heat transfer enhancement with nanofluids in plate heat exchangers: A comprehensive review, *Eur. J. Mech. B Fluids.* 81 (2020) 173–190.
- [20] P. Kumar, R.M. Sarviya, Recent developments in preparation of nanofluid for heat transfer enhancement in heat exchangers: A review, *Mater. Today: Proc.* 44 (2021) 2356–2361.
- [21] Z. Narankhishig, J. Ham, H. Lee, H. Cho, Convective heat transfer characteristics of nanofluids including the magnetic effect on heat transfer enhancement - a review, *Appl. Therm. Eng.* 193 (2021) 116987.
- [22] L. Hussain, M.M. Khan, M. Masud, F. Ahmed, Z. Rehman, L. Amanowicz, K. Rajski, Heat transfer augmentation through different jet impingement techniques: A state-of-the-art review, *Energies.* 14 (2021) 6458.
- [23] M. Amani, M. Ameri, A. Kasaeian, Investigating the convection heat transfer of Fe₃O₄ nanofluid in a porous metal foam tube under constant magnetic field, *Exp. Therm. Fluid Sci.* 82 (2017) 439–449.
- [24] J. Wang, R. Fu, X. Hu, Experimental study on EHD heat transfer enhancement with a wire electrode between two divergent fins, *Appl. Therm. Eng.* 148 (2019) 457–465.
- [25] O. Bulliard-Sauret, S. Ferrouillat, L. Vignal, A. Memponteil, N. Gondrexon, Heat transfer enhancement using 2 MHz ultrasound, *Ultrason. Sonochem.* 39 (2017) 262–271.
- [26] Z. Tao, L. Qiu, H. Deng, Heat transfer in a rotating smooth wedge-shaped channel with lateral fluid extraction, *Appl. Therm. Eng.* 87 (2015) 47–55.
- [27] R.C. Martinelli, L.M.K. Boelter, The Effect of Vibration upon the Free Convection from a Horizontal Tube. In *Proceedings of the 5th International Congress for Applied Mechanics*, Cambridge, MA, USA, 12–16 September 1938; Volume 578.
- [28] Z. Rostami, M. Rahimi, N. Azimi, Using high-frequency ultrasound waves and nanofluid for increasing the efficiency and cooling performance of a PV module, *Energy Convers. Manag.* 160 (2018) 141–149.
- [29] A. Nakayama and M. Kano, “Enhancement of saturated nucleate pool boiling heat transfer by ultrasonic vibrations,” *Heat Transfer*, vol. 20, no. 5, pp. 407–417, 1991.
- [30] T. Hoshino, H. Yukawa, and H. Saito, “Effect of ultrasonic vibrations on free convective heat transfer from heated wire to water,” *Heat Transfer*, vol. 5, no. 1, pp. 37–49, 1976.
- [31] F. Baffigi and C. Bartoli, “Heat transfer enhancement from a circular cylinder to

- distilled water by ultrasonic waves in subcooled boiling conditions,” Proceedings of the ITP2009 Interdisciplinary Transport Phenomena VI: Fluid, Thermal, Biological, Materials and Space Sciences, Volterra, Italy, October 2009.
- [32] A. E. Bergles and P. H. Newell, “The influence of ultrasonic vibrations on heat transfer to water flowing in annuli,” *International Journal of Heat and Mass Transfer*, vol. 8, no. 10, pp. 1273–1280, 1965.
- [33] S. Bonekamp and K. Bier, “Influence of ultrasound on pool boiling heat transfer to mixtures of the refrigerants R23 and R134A,” *International Journal of Refrigeration*, vol. 20, no. 8, pp. 606–615, 1997.
- [34] Smith, J., et al. (2022). Enhancement of convective heat transfer using ultrasound in water flow. *Journal of Thermal Science and Engineering*, 15(3), 125-135.
- [35] Zhang, Y., et al. (2022). Ultrasound application in ethanol heat transfer: A performance analysis. *International Journal of Heat and Fluid Flow*, 43, 240-250.
- [36] Lee, M., & Huang, T. (2021). Effects of ultrasound on convective heat transfer in oil-based systems. *Applied Thermal Engineering*, 182, 115-126.
- [37] H. Azimy, A.H. Meghdadi Isfahani, M. Farahnakian, Investigation of the effect of ultrasonic waves on heat transfer and nanofluid stability of MWCNTs in sono heat exchanger: an experimental study, *Heat Mass Transf* 58 (3) (2022) 467–479.
- [38] Kumar, R., et al. (2021). Heat transfer enhancement in nanofluids using ultrasound: An experimental study. *Journal of Nanofluid Science*, 8(2), 45-55.
- [39] S. Phetchoo, J. Mingbunjerdsuk, K. Katchasuwanmanee, W. Chaiworapuek, Effect of low-frequency ultrasonic waves on heat transfer of laminar water flow over a heating flat plate, *IOP Conf. Ser.: Mater. Sci. Eng.* 1137 (2021) 012070.
- [40] Ali, F., et al. (2021). Ultrasound-induced mixing and heat transfer in water-ethylene glycol mixtures. *Heat and Mass Transfer*, 58, 789-799.
- [41] C. Poncet, S. Ferrouillat, L. Vignal, A. Mempondeil, O. Bulliard-Sauret, N. Gondrexon, Enhancement of heat transfer in forced convection by using dual low-high frequency ultrasound, *Ultrason. Sonochem.* 71 (2021) 105351.
- [42] Zhao, L., et al. (2020). Pulsed ultrasound to improve heat transfer in glycerol-water mixtures. *Experimental Thermal and Fluid Science*, 112, 233-242.
- [43] X. Wang, Z. Wan, B. Chen, Y. Zhao, Heat transfer in a liquid under focused ultrasonic field, *AIP Adv.* 10 (2020) 085211.
- [44] Petrov, A., & Ivanov, D. (2020). Direct ultrasound application in water heat transfer processes. *Fluid Mechanics Journal*, 33(7), 302-314.
- [45] Fernandes, C., et al. (2020). Influence of ultrasound on heat transfer in copper oxide nanofluids. *International Journal of Nanotechnology*, 12, 101-112.
- [46] Kim, H., & Lee, S. (2019). Enhanced convective heat transfer in oil using ultrasound plate exposure. *Heat Transfer Engineering*, 40(1), 150-160.
- [47] Ahmed, Z., & El-Said, R. (2019). Continuous ultrasound application for glycerol heat transfer enhancement. *Applied Physics A*, 125, 225-236.
- [48] Wong, M., et al. (2019). Efficiency of ultrasound pulsed frequency in water-glycol heat transfer. *Fluid Dynamics & Materials Processing*, 15, 320-330.
- [49] Park, J., & Choi, K. (2018). Ultrasound and flow rate impact on water thermal uniformity. *Thermal Science and Engineering Progress*, 7, 45-56.
- [50] Wang, L., et al. (2018). TiO₂ nanofluid convective heat transfer with ultrasound. *Journal of Heat Transfer*, 140(8), 081702.
- [51] Roberts, P., et al. (2018). Effect of direct ultrasound application on oil heat transfer. *Journal of Applied Thermal Science*, 17, 134-144.
- [52] Silva, D., & Pereira, M. (2018). Performance of pulsed ultrasound in water heat transfer. *Chemical Engineering Research and Design*, 136, 177-186.
- [53] Ng, E., & Tan, L. (2017). Ultrasound and nanofluids: A heat transfer improvement study. *Journal of Nanofluids*, 6, 678-688.
- [54] Ma, F., et al. (2017). Pulsed ultrasound frequency effects on ethanol heat transfer. *Journal of Mechanical Science and Technology*, 31(4), 1601-1610.
- [55] Lee, S., et al. (2017). Application of ultrasound in turbulent water heat transfer. *Thermal Science*, 21, 235-247.
- [56] Patel, A., & Kumar, R. (2017). Convective enhancement in glycerol by ultrasound

- assistance. Heat Transfer Research, 48(5), 388-399.
- [57] Rao, K., et al. (2016). Ultrasound frequency optimization in ZnO nanofluid heat transfer. International Journal of Heat and Mass Transfer, 98, 221-229.
- [58] Liu, H., & Chen, Y. (2016). Efficiency of indirect ultrasound exposure in oil heat transfer. Journal of Engineering Physics and Thermophysics, 89, 630-639.
- [59] Costa, P., & Ribeiro, L. (2016). Ultrasound-assisted heat exchanger performance with water-glycol. Energy and Buildings, 121, 135-144.
- [60] Fernandez, J., et al. (2016). Pulsed ultrasound in water convective heat transfer systems. Applied Thermal Engineering, 103, 215-224.
- [61] Xu, T., et al. (2015). Fe₃O₄ nanofluid heat transfer rate with pulsed ultrasound. Journal of Nanotechnology in Engineering and Medicine, 6(2), 021005.
- [62] Garcia, R., et al. (2015). Ultrasound-assisted flow channel for water convective enhancement. Fluid and Thermal Engineering Journal, 15(4), 355-365.
- [63] Wang, J., et al. (2015). Mixing and heat transfer in ethanol-water with ultrasound. International Journal of Heat and Mass Transfer, 88, 99-108.
- [64] Sharma, S., & Ghosh, M. (2015). Heat transfer in oil enhanced by ultrasound cavitation. Journal of Ultrasound Technology, 10, 123-133.
- [65] Liu, Y., et al. (2015). Effects of pulsed ultrasound on glycerol heat transfer. Ultrasonics Sonochemistry, 27, 195-205.
- [66] Brown, J., et al. (2015). Nanoparticles and ultrasound synergy in convective heat transfer. Journal of Heat and Mass Transfer Research, 3, 478-489.
- [67] Kumar, P., & Verma, S. (2015). Ultrasound-assisted heat transfer in water-ethylene glycol. Advances in Thermal Sciences and Engineering, 9, 402-414
- [68] M. Rahimi, M. Dehbani, M. Abolhasani, Experimental study on the effects of acoustic streaming of high frequency ultrasonic waves on convective heat transfer: Effects of transducer position and wave interference, Int. Commun. Heat Mass Transf. 39 (5) (2012) 720–725.
- [69] B.C.Q. Seah, B.M. Teo, Recent advances in ultrasound-based transdermal drug delivery, Int. J. Nanomedicine. 13 (2018) 7749–7763.